



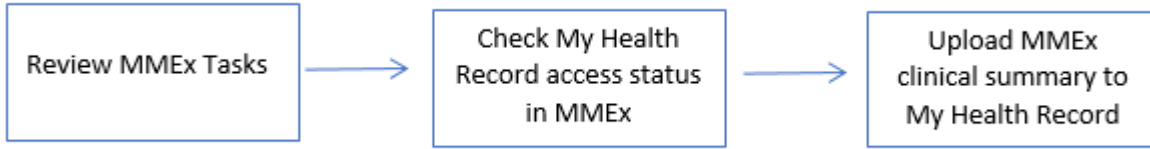
MMEEx User Manual

Medibank and MMEEx Workflow

© ISA Healthcare Solutions



Medibank and MMEx Workflow



Review MMEx Tasks

Go to “Tasks” worklist. Search the global search for tasks or go to facility menu on the left-hand side then “tasks”.

Task	Reason	Status	Date	Patient	Assigned To Group	Test Name	Assigned To	Assigned By	Importance	Contacted
Reminder	Upload Event To My Health Record	Pending	24/09/2015	KLEIN, CONNIE	Doctor		Mr Gary Parkhouse (SA Test)	Mr John Smith (SA test)	Routine	0 attempts
Reminder	Upload Event To My Health Record	Pending	23/11/2015	KENNEY, REIDAR	Doctor		Mr Gary Parkhouse (SA Test)	Mr Perry Parkhouse	Routine	0 attempts
Reminder	Upload Event To My Health Record	Pending	14/11/2016	ACOSTA, JAKE	Doctor		Mr Gary Parkhouse (SA Test)	Mr Gary Parkhouse (SA Test)	Routine	0 attempts
Reminder	Upload Event To My Health Record	Pending	21/11/2016	HARDING, FRANK	Doctor		Mr Gary Parkhouse (SA Test)	Mr John Smith (SA test)	Routine	0 attempts

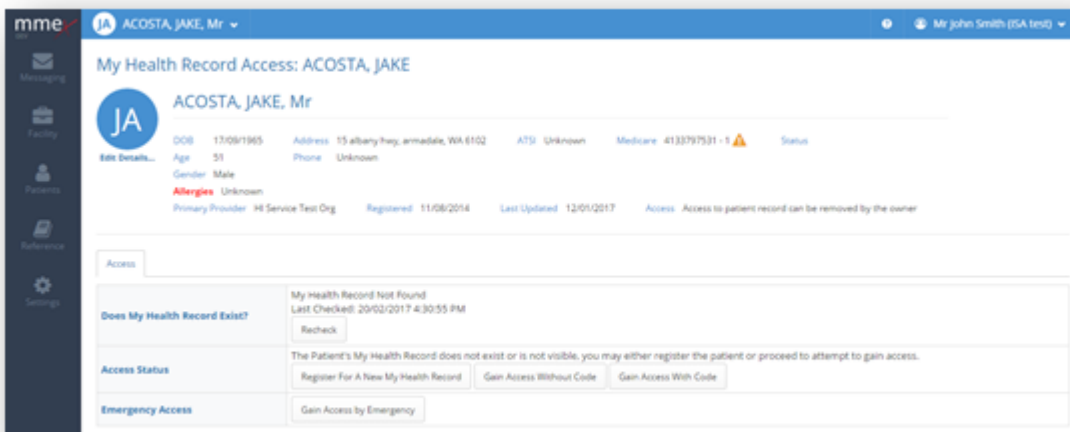
Click on the patient name that you would like to complete the task for. The clinical record will open.

Check My Health Record access status in MMEx

Go to patient widget by clicking on the patient name at the top of the screen. The colour of the icon next to the “My Health Record” link indicates the level of current access (refer to table below). Click “My Health Record” to open the patient’s My Health Record.



Icon Colour	Description	Action
Green	My Health Record exists and access is granted	None
Blue	My Health Record exists but no access is granted	Click "Gain Access Without Code"
Yellow	My Health Record doesn't appear to exist	Register for a new My Health Record
Red	My Health Record check returned an error, patient has no IHI recorded	Update patient demographics with IHI

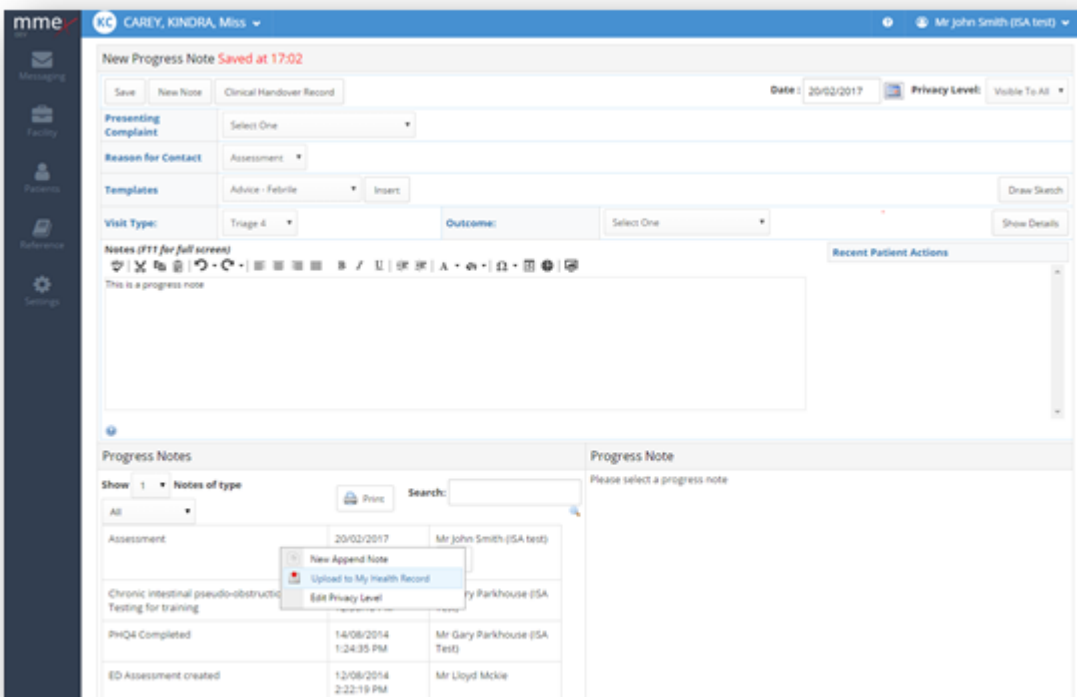


Upload MMEx clinical summary to My Health Record

Go to patient widget by clicking on the patient name at the top of the screen. Choose Clinical Summary.



Scroll down to the progress note grid. Right click on your progress note and choose “Upload to My Health Record”.



Once complete a message will display “Document generated and uploaded”. The task will then be marked complete also.

Progress Notes

Show 1 Notes of type

All

Print Search:

Assessment	20/02/2017 5:02:17 PM	Mr John Smith (ISA test) Edit
Chronic intestinal pseudo-obstruction: Testing for training	15/06/2016 12:56:18 PM	Mr Gary Parkhouse (ISA Test)
PHQ4 Completed	14/08/2014 1:24:35 PM	Mr Gary Parkhouse (ISA Test)
ED Assessment created	12/08/2014 2:22:19 PM	Mr Lloyd Mckie

Right click for further options Document generated and uploaded